



Politecnico di Torino

Porto Institutional Repository

[Article] Entropies and fractal dimensions

Original Citation:

Sparavigna, A.C. (2016). *Entropies and fractal dimensions*. In: [PHILICA](#), vol. 2016, pp. 1-5. - ISSN 1751-3030

Availability:

This version is available at : <http://porto.polito.it/2628366/> since: January 2016

Publisher:


Philica

Terms of use:

This article is made available under terms and conditions applicable to Open Access Policy Article ("Creative Commons: Attribution 3.0") , as described at http://porto.polito.it/terms_and_conditions.html

Porto, the institutional repository of the Politecnico di Torino, is provided by the University Library and the IT-Services. The aim is to enable open access to all the world. Please [share with us](#) how this access benefits you. Your story matters.

(Article begins on next page)



Equations are not being displayed properly on some articles. We hope to have this fixed soon. Our apologies.

[Philica front page](#)[Search](#)[About Philica](#)[Take the tour](#)[Publish your work](#)[Work needing review](#)[Most popular entries](#)[Highest-rated entries](#)[Recent reviews](#)[How to cite Philica](#)[FAQs](#)[Support Philica](#)[Contact us](#)[Get confirmed status](#)

Entropies and fractal dimensions

[Amelia Carolina Sparavigna](#)

(Department of Applied Science and Technology, Politecnico di Torino)

Published in physic.philica.com

Abstract

In this paper, we discuss the relation between entropy and the fractal dimension, a statistical index which is measuring the complexity of a given pattern, embedded in given spatial dimensions. We will consider the Shannon entropy and the generalized entropies of Tsallis and Kaniadakis.

Article body

Entropies and fractal dimensions

Amelia Carolina Sparavigna

Department of Applied Science and Technology, Politecnico di Torino, Torino, Italy

Abstract: In this paper, we discuss the relation between entropy and the fractal dimension, a statistical index which is measuring the complexity of a given pattern, embedded in given spatial dimensions. We will consider the Shannon entropy and the generalized entropies of Tsallis and Kaniadakis.

In 1948 [1], Claude Shannon defined the entropy H for a discrete random variable X , as given by $H(X) = -\sum_i p(x_i) \log_b p(x_i) = -\sum_i p(x_i) \log_b p(x_i)$. In this expression, the probability of i -event is p_i and b is the base of the used logarithm (common value is Euler's number e). In information theory, this entropy became the measure of information. Several other entropic formalisms are available for having different approaches to the measure of information, which is present in a given distribution. Here, we will discuss in a simple approach, the link between entropy and the fractal dimension.

The fractal dimension is a statistical index, measuring the complexity of a given pattern, which is embedded in given spatial dimensions. It has also been characterized as a measure of the space-filling capacity of a pattern that tells how a fractal scales differently from the space it is embedded in. [2-4] The idea of a fractional approach to calculus has a long history in mathematics (see references in [5]), but the term became popular with the works of Benoit Mandelbrot, in particular from his 1967 paper where he discussed the fractional dimensions [6].

In [6], Mandelbrot cited a previous work by Lewis Fry Richardson, who was discussing how a coastline's measured length can change with the length of the rigid stick used for measurements. In this manner, the fractal dimension of a coastline is provided by the number of rigid sticks, required to measure the coastline, and by the scale of the used stick. [7]

Several formal mathematical definitions of fractal dimension exist: in this framework, we can give the following formulas, where N stands for the number of sticks used to cover the coastline, ϵ is the scaling factor, and D the fractal dimension:

$$N \propto \epsilon^{-D}$$

$$\log_{\epsilon} N = -D = \frac{\log N}{\log \epsilon}$$

NEWS: The SOAP Project, in collaboration with CERN, are conducting a [survey on open-access publishing](#). Please take a moment to give them your views

Let us show an example. We can use Google Earth satellite images and GIMP (the GNU Image Manipulation Program) to have a map and rigid sticks to repeat what Richardson considered. Here, in the Figure 1, it is shown the same approach for a part of Grand Canyon. The ruler tool of Google Earth is used to establish the reference length. In the left-upper panel, we have the rulers for 6 km, 3 km and 1 km. To determine the fractal dimension, we choose as reference length that of 6 km. In the left-lower panel, we can see that we need about 13 rigid sticks, one-half the reference length long, to follow the rim of this part of the canyon. In the case that we used a stick, which is 1/6 long, we need 44 sticks. We can go on reducing the length of sticks.

We aim to suit all browsers, but recommend Firefox particularly:

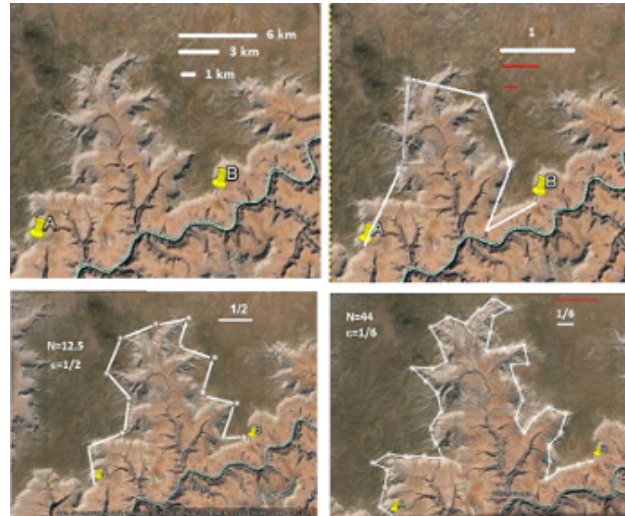


Figure 1: This example is based on Google Earth satellite images of a part of Grand Canyon, Arizona. Rigid sticks are created by GIMP. The ruler tool of Google Earth is used to establish the reference length. For evaluating the fractal dimension of the rim of the canyon, we choose as reference length that of 6 km. In the left-lower panel, we can see that we need about 13 rigid sticks, one-half the reference length long, to follow its rim. With a stick 1/6 long, we need 44 sticks.

Table 1

N	ϵ	D
13	1/2	3.70
44	1/6	2.11
119	1/12	1.92
405	1/30	1.76
871	1/60	1.65

In the Table I, considering the case of the Figure 1, we give the fractal dimension of the rim. Of course, when the scaled sticks are smaller, we need more images, here not shown. The process should be further iterated, to reach the limit of smaller scales. Therefore, the fractal dimension of the rim of the canyon, defined as the boundary between flat soil and steep terrain, is a number between 1 and 2. The approach here proposed is just an example to show the method to evaluate experimentally a fractal dimension (a more rigorous approach will be the subject of a future paper).

In the given framework, let us consider the role of probability. Each rigid stick has the same probability to be used and then sticks have a uniform distribution. In probability, the discrete uniform distribution is a probability distribution of a finite number N of values, which are equally likely to be observed; every one of N values has then the equal probability 1/N. An example of discrete uniform distribution is that we obtain by throwing a die. If the die has 6 faces, the possible values are 1, 2, 3, 4, 5, 6; each time the die is thrown the probability of a given score is 1/6.

Let us consider the Shannon entropy in the case of a discrete uniform distribution. It is

immediate to see that its value is equal to $H = -\sum_i p(x_i) \ln(x_i) = -\sum_i (1/N) \ln(1/N) = -\ln(1/N) = \ln N$. Then, an entropic definition of the fractional dimension is given by:

$$(1) \quad D = \lim_{\varepsilon \rightarrow 0} \frac{\ln N}{\ln \frac{1}{\varepsilon}} = \lim_{\varepsilon \rightarrow 0} \frac{H}{\ln \frac{1}{\varepsilon}}$$

This is an immediate relation, when H is the Shannon entropy. Besides Shannon entropy, several other entropies exist; among them the Rényi entropy R [8]. The “generalized dimension” or the “Rényi dimension” of order α , is defined in the following manner [9,10]:

$$(2) \quad D_\alpha = \lim_{\varepsilon \rightarrow 0} \frac{R}{\ln \frac{1}{\varepsilon}} = \lim_{\varepsilon \rightarrow 0} \frac{\frac{1}{1-\alpha} (\ln \sum_{i=1}^N p_i^\alpha)}{\ln \frac{1}{\varepsilon}}$$

In the case of the equiprobable distribution:

$$(3) \quad D_\alpha = \lim_{\varepsilon \rightarrow 0} \frac{\frac{1}{1-\alpha} (\ln \sum_{i=1}^N \frac{1}{N^\alpha})}{\ln \frac{1}{\varepsilon}} = \lim_{\varepsilon \rightarrow 0} \frac{\frac{1}{1-\alpha} (\ln N^{1-\alpha})}{\ln \frac{1}{\varepsilon}} = \lim_{\varepsilon \rightarrow 0} \frac{\ln N}{\ln \frac{1}{\varepsilon}}$$

Other generalized entropies exist, connected to the Rényi entropy. Let us consider two of them, the Tsallis [11] and the Kaniadakis entropies [12] (for formulas and relations between entropies, see please [13,14]). In a naive approach, in analogy with Equations (1) and (3), we can define the same for these entropies. Let us start from the Tsallis entropy T (with q as entropic index), and define a Tsallis generalized dimension, substituting the Rényi entropy R:

$$(4) \quad D_q = \lim_{\varepsilon \rightarrow 0} \frac{T}{\ln \frac{1}{\varepsilon}} = \lim_{\varepsilon \rightarrow 0} \frac{\frac{1}{q-1} (1 - \sum_{i=1}^N p_i^q)}{\ln \frac{1}{\varepsilon}}$$

In the case of the equiprobable distribution:

$$(5) \quad D_q = \lim_{\varepsilon \rightarrow 0} \frac{\frac{1}{q-1} (1 - \sum_{i=1}^N \frac{1}{N^q})}{\ln \frac{1}{\varepsilon}} = \lim_{\varepsilon \rightarrow 0} \frac{\frac{1}{q-1} (1 - N^{1-q})}{\ln \frac{1}{\varepsilon}}$$

In (5), when $0 < q < 1$, D is greater than 0.

Now, we can define the Kaniadakis generalized dimension for Kaniadakis entropy K (κ is the entropic index):

$$(6) \quad D_\kappa = \lim_{\varepsilon \rightarrow 0} \frac{K}{\ln \frac{1}{\varepsilon}} = \lim_{\varepsilon \rightarrow 0} \frac{\frac{1}{2\kappa} (\sum_{i=1}^N p_i^{1-\kappa} - \sum_{i=1}^N p_i^{1+\kappa})}{\ln \frac{1}{\varepsilon}}$$

In the case of the equiprobable distribution:

$$(7) \quad D_\kappa = \lim_{\varepsilon \rightarrow 0} \frac{K}{\ln \frac{1}{\varepsilon}} = \lim_{\varepsilon \rightarrow 0} \frac{\frac{1}{2\kappa} (\sum_{i=1}^N \frac{1}{N^{1-\kappa}} - \sum_{i=1}^N \frac{1}{N^{1+\kappa}})}{\ln \frac{1}{\varepsilon}}$$

$$(8) \quad D_\kappa = \lim_{\varepsilon \rightarrow 0} \frac{\frac{1}{2\kappa} (N^\kappa - N^{-\kappa})}{\ln \frac{1}{\varepsilon}}$$

To see the behavior of these generalized dimension when their indices are varied, we can apply them to the parameters of the Koch snowflake ($N=4$ and $\varepsilon=1/3$). In the Figure 2, we propose the generalized fractal dimensions in the case of Shannon S, Rényi R, Kaniadakis K-entropy, as a

function of α , using Equations (1),(3), (5) and (8). Note that $\kappa=\alpha$. In the case of the Tsallis entropy, we show (5) like T' , as a function of $(1-\kappa)$, and like T'' , given as a function of $(1+\kappa)$.

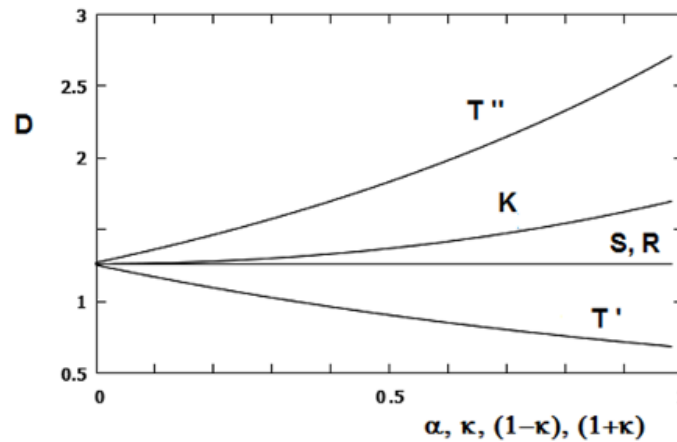


Figure 2: Behavior of the generalized fractal dimensions in the case of Shannon S, Rényi R, Kaniadakis K, as a function of α . Note that $\kappa=\alpha$. In the case of the Tsallis entropy, we show T' , as a function of $(1-\kappa)$; T'' is given as a function of $(1+\kappa)$.

Of course, the proposed discussion was made in the framework of a equiprobable distribution and a simple vision of fractal dimension as given for Shannon entropy. A more refined discussion for Tsallis and Kaniadakis entropies are necessary of course. Since a connection between fractals and Tsallis entropy exists [15], and the Tsallis generalized statistics seems the natural frame for studying fractal systems, we can aim considering the same also for other entropies, such as the K-entropy.

References

1. Shannon, C.E. (1948). A Mathematical Theory of Communication. Bell System Technical Journal 2 (3). Pages 379–423. DOI: 10.1002/j.1538-7305.1948.tb01338.x
2. Falconer, K. (2003). Fractal Geometry. New York: Wiley. Page 308. ISBN 978-0-470-84862-3.
3. Sagan, H. (1994). Space - Filling Curves. Berlin: Springer-Verlag. Page 156. ISBN 0-387-94265-3.
4. Vicsek, T. (1992). Fractal growth phenomena. Singapore New Jersey: World Scientific. ISBN 978-981-02-0668-0.
5. Sparavigna, A.C. (2009). Fractional differentiation based image processing. arXiv preprint arXiv:0910.2381
6. Mandelbrot, B.B. (1983). The fractal geometry of nature. Macmillan. ISBN 978-0-7167-1186-5.
7. Harte, D. (2001). Multifractals. London: Chapman & Hall. ISBN 978-1-58488-154-4.
8. Rényi, A. (1961). On Measures of Information and Entropy. Proceedings of the Fourth Berkeley Symposium on Mathematics, Statistics and Probability 1960. pp. 547–561.
9. Vv. Aa. (2016). Fractal dimension. Wikipedia. Retrieved 17 January 2016.
10. Ott, E. (2008). Attractor dimensions. Scholarpedia, 3(3):2110. DOI: 10.4249/scholarpedia.2110
11. Tsallis, C. (1960). Possible Generalization of Boltzmann-Gibbs Statistics, Journal of Statistical Physics, 1968, 52: 479–487. DOI:10.1007/BF01016429
12. Kaniadakis, G.(2002). Statistical Mechanics in the Context of Special Relativity, Phys. Rev. E, 2002, 66, 056125. DOI: 10.1103/physreve.66.056125
13. Sparavigna, A. (2015). Some Relations Among Entropy Measures. PHILICA.COM Article number 536.
14. Sparavigna, A.C. (2015). Relations Between Tsallis and Kaniadakis Entropic Measures and Rigorous Discussion of Conditional Kaniadakis Entropy, International Journal of Sciences, 4(10). Pages 47-50. DOI: 10.18483/ijSci.866

15. Alemany, P. A., & Zanette, D. H. (1994). Fractal random walks from a variational formalism for Tsallis entropies. *Physical Review E*, 49(2), R956.

Information about this Article

This Article was published on 17th January, 2016 at 17:14:25 and has been viewed 4 times.



This work is licensed under a [Creative Commons Attribution 2.5 License](#).

The full citation for this Article is:

Sparavigna, A. (2016). Entropies and fractal dimensions. *PHILICA.COM Article number 559*.

[<< Go back](#)

[Review this Article](#)

[Printer-friendly](#)

[Report this Article](#)

Website copyright © 2006-07 Philica; authors retain the rights to their work under [this Creative Commons License](#) and reviews are copyleft under the [GNU free documentation license](#).
Using this site indicates acceptance of our [Terms and Conditions](#).

This page was generated in 0.1686 seconds.